

nox-crete

DURO-FLOOR COLOR

SYSTEM FOR POLISHED CONCRETE FLOORS

DURO-COLOR DYE

Made of ultra-fine nanoparticles and combined with a polar solvent system and surfactants designed to penetrate deep and provide rich color to diamond ground and polished floors.

DURO-NOX LSC

Specially designed lithium silicate liquid floor hardener for use with Duro-Color dyes on diamond ground and polished floors is safe on colors and tough on abrasion.

DURO-SHIELD

Provides ultra-high-gloss, stain protection, slip protection and fade protection from exposure to ultraviolet light.

BOLD
COLORS
FADE
RESISTANCE

Add rich color to standard gray concrete with the Duro-Floor Color System, designed specifically for use on diamond ground and polished concrete floors. Using Duro-Color dyes, the Duro-Floor Color System locks in the deep penetrating colors, hardens and protects floors from UV fading and stains.

COLOR PENETRATES DEEP AND CHEMICALLY BONDS TO CONCRETE

Reacts with calcium silicate to form a color-locking bond to minimize fading and reduce migration of dye particles

**BOLD
COLORS
+
FADE
RESISTANCE**

DURO-FLOOR COLOR SYSTEM

- Designed to be a sustainable flooring system with reduced environmental impact.
- Achieves vibrant floors with a high gloss finish.
- Minimizes fading and reduces migration of dye particles.
- Will not etch concrete floor surfaces.
- Helps projects qualify for LEED® certification.
- Produces tough, abrasion resistant floors for improved durability.
- Low maintenance and replacement costs.
- Less up front cost compared to alternative flooring systems, such as tile or carpet.

IDEAL FOR


- | | | |
|----------------------|---------------------------|---------------------|
| - Sporting Arenas | - Office Complexes | - Restaurants |
| - Convention Centers | - Schools | - Libraries |
| - Retail Centers | - Institutional Buildings | - Residential Homes |

DYES DILUTE 1:7 WITH DURO-NOX LSC, WATER OR SOLVENT F (ACETONE)

16 oz (47 mL) container makes 1.0 gal (3.8 L)

64 oz (1.9 L) container makes 4.0 gals (15.1 L)





HOW IT WORKS

Chemically reactive dye - penetrates deep!




STEP 1 **Duro-Color**
DYE CONCENTRATE

Lithium based hardener - safe on colors!



STEP 2 **Duro-Nox LSC**
LIQUID FLOOR HARDENER

High-gloss polish - protects against UV fading and stains!



STEP 3 **Duro-Shield**
STAIN AND UV FADE PROTECTANT

DURO-FLOOR COLOR SYSTEM APPLICATION INSTRUCTIONS

DURO-COLOR DILUTED (1:7) WITH DURO-NOX LSC, WATER OR SOLVENT F (ACETONE)

1. Ensure concrete floor surface is ground up to the equivalent of 200-grit resin bond diamonds, and clean of all dust and debris and dry of all water.
 2. Apply the diluted Duro-Color (dilute with Duro-Nox LSC, water or Solvent F (acetone)) with a low pressure hand pump sprayer equipped with an 8001 LP or 8002 LP spray tip using a circular, overlapping spray pattern. Application rates vary depending on solvent used.
 3. Immediately spread the diluted Duro-Color with a wet microfiber pad to ensure a uniform application.
 4. Polish the Duro-Color dyed surface using 400-grit resin bond diamonds. Vacuum up all dust and debris created by polishing.
 5. Apply a second coat of the diluted Duro-Color by repeating steps 2-3.
 6. Start polishing with 800-grit and working up to 1500-grit or 3000-grit resin bonded diamonds for maximum gloss.
- If Duro-Color is diluted in water or Solvent F (acetone), a separate application of Duro-Nox LSC is required after each Duro-Color application.*


FINAL STEP: PROTECT THE COLOR WITH DURO-SHIELD

1. Dilute Duro-Shield (2:1) with water.
2. Apply Duro-Shield with a low pressure, hand pump sprayer equipped with an 8002 LP spray nozzle. The recommended application range is 500-1500 sf/gal (12-17 sm/L) per coat.
3. Immediately spread Duro-Shield with a wet microfiber pad to ensure uniform application.
4. After a minimum dry time of 1-2 hours, apply a second coat by repeating steps 2-3.
5. For additional gloss, a high-speed burnisher equipped with a hogs-hair pad or a white-felt polish pad can be used.


FOR COMPLETE APPLICATION INSTRUCTIONS, REFER TO PRODUCT DATA SHEETS

www.nox-crete.com

DURO-COLOR DYE CONCENTRATE COLOR CHART



Burnt Yellow



Antique Gold



Buckskin



Tobacco Brown



Auburn




Aztec



Sundried Tomato



Elderberry



Shocking Fuchsia



Wine




Pomegranate




Plum




Coral Blue



Royal Blue




Celery



Hemlock



Slate



Ink Black

nox-crete

DURO-FLOOR COLOR

SYSTEM FOR POLISHED CONCRETE FLOORS

Colors represented are photographs of Duro-Color dyes applied to gray concrete and may vary from actual colors. Always test a sample area. Dilute dyes 1:7 with Duro-Nox LSC, water or H₂O; acetone. Dyes can be mixed to create an unlimited number of color combinations. Use with the Duro-Floor Color System (Duro-Nox LSC and Duro-Shield) for best results.

nox-crete[™]